



# Village of LOMBARD, ILLINOIS

## ANNUAL WATER QUALITY REPORT FOR WATER TESTED IN 2024

**\*UPDATED 12/19/2025**

The Village of Lombard is proud to present to its residents the Annual Water Quality Report. This year's edition covers water tested from January 1, 2024 through December 31, 2024. The Village is dedicated to providing the highest quality drinking water to its customers in the most reliable and professional manner. The goal of Village officials and staff is to achieve complete consumer confidence in our drinking water supply by maintaining a premier water system and open communication with our customers. This Water Quality Report is intended to provide you with important information about your drinking water which includes drinking water facts, information on violations (if applicable), and contaminants detected in your drinking water supply. If you have any questions about this report, please contact Brian Jack, Utilities Superintendent at (630) 620-5740, or via email at [jackb@villageoflombard.org](mailto:jackb@villageoflombard.org). For more information, news, and special updates from the Village of Lombard, visit the newly updated Village web page at [www.villageoflombard.org](http://www.villageoflombard.org).



North Ave Standpipe and Pressure Adjusting Station Rehabilitated 2024

### COMMUNITY PARTICIPATION



2025 Public Works Citizens Academy

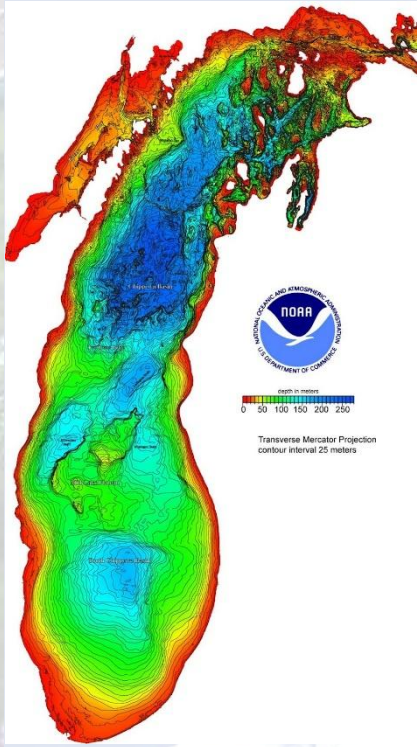
Public Works Citizens Academy and get some hands on knowledge of how your water and sewer systems work!

The Village Public Works Department continues planning improvements to the water distribution system through the Capital Improvement Plan. These improvements along with routine maintenance by the Department's operational staff increase the safe, reliable, and efficient operation of the Village's water system. The Village is committed to providing you with this information. We welcome you to attend any of our Public Works & Environmental Concerns Committee meetings held on the second Tuesday of every month or our Village Board Meetings held on the first and third Thursday of each month. Board Meeting agendas and minutes are posted in the Agendas & Minutes tab on the Village's home page at [www.villageoflombard.org](http://www.villageoflombard.org). Want to learn more? Sign up for the

**That's Some High-Quality H<sub>2</sub>O** 👍

The Village of Lombard's drinking water supply met all United States Environmental Protection Agency and state drinking water health standards, and we are proud to report that no violations of a contaminant level or any other water quality standard were received in the 2024 sampling year.

## WHERE DOES MY WATER COME FROM?



Lake Michigan is the primary source of drinking water for the Village of Lombard. Pretreated finished water is received from the DuPage Water Commission via the City of Chicago's Jardine Water Purification Plant, which is the largest conventional water treatment plant in the world! Lake Michigan is the only Great Lake that is entirely contained within the United States, and has the third longest shoreline in the United States. It is the second largest of the Great Lakes by volume with 1,180 cubic miles or 1.299 quadrillion gallons (1,299,318,233,965,714) of water and third largest by area. As water is received from the DuPage Water Commission, it is stored in two elevated storage tanks and two underground reservoirs totaling 5.6 million gallons. The water in the elevated tanks and reservoirs remain in constant motion to maintain freshness. Only a small amount of chlorine is added to the water as it is pumped into the Village's 184 miles of water mains. To ensure purity, water samples are routinely collected throughout the water system, from the source right to your home. A State-certified laboratory tests the samples using equipment that can measure substances down to one part in one billion! In 2024, a total

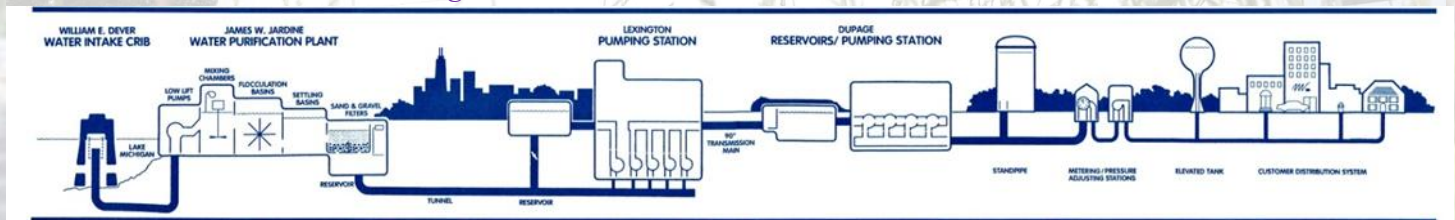
of 1.314 billion gallons of water was pumped from the four receiving stations, averaging 3,602,500 gallons per day or your back yard swimming pool that is 1,666 feet deep per day! The Village also maintains three wells for emergency purposes, which are tested regularly to ensure that they will be ready if needed.



## THE WATER TREATMENT PROCESS OR "TREATMENT TRAIN"

Water from Lake Michigan is drawn into intake cribs about two miles offshore at depths of 20-30 feet below the surface. Water is then pumped in 10-20 foot diameter tunnels that are 200 feet below the lake bed to the water purification plants on the shoreline. Water is treated in a "treatment train" that includes coagulation, flocculation, sedimentation, filtration, and disinfection. Coagulation removes soil and other particles suspended in the raw water by adding chemicals (coagulants) to form tiny sticky particles called "floc" which attracts other soil particles. Flocculation (the formation of larger flocs from smaller flocs) is achieved by using gentle, constant mixing. The heavy particles settle naturally out of the water in a sedimentation basin. The clear water then moves through sand and gravel filters to remove even smaller particles. A small amount of chlorine is added to kill bacteria and microorganisms that may be in the water before it is pumped to your home.

### *The Treatment Train – Lake Michigan to Your Home*



## CITY OF CHICAGO SOURCE WATER ASSESSMENT SUMMARY

The Illinois EPA implemented a Source Water Assessment Program (SWAP) to assist with watershed protection of public drinking water supplies. The SWAP inventories potential sources of contamination to determine the susceptibility of the source water to contamination. The Illinois EPA has completed the SWAP for our supply. Further information on our community water supply's SWAP is available by calling the City of Chicago's Department of Water Management (CDWM) at (312) 742-2406.

The Illinois EPA considers all surface water sources of community water supply to be susceptible to potential pollution problems. The very nature of surface water allows contaminants to migrate into the intake with no protection only dilution. This is the reason for mandatory treatment for all surface water supplies in Illinois.

Chicago's offshore intakes are located at a distance that shoreline impacts are not usually considered a factor on water quality. At certain times of the year, however, the potential for contamination exists due to wet-weather flows and river reversals. In addition, the placement of the crib structures may serve to attract waterfowl, gulls and terns that frequent the Great Lakes area, thereby concentrating fecal deposits at the intake and thus compromising the source water quality. Conversely, the shore intakes are highly susceptible to storm water runoff, marinas and shoreline point sources due to the influx of groundwater to the lake. To view a more detailed source water assessment, access the Illinois EPA's website at:

<http://dataservices.epa.illinois.gov/swap/factsheet.aspx>

For more information regarding the City of Chicago's Source Water, please contact:

Department of Water Management,  
Bureau of Water Supply at (312) 742-2406.



## 2024 VOLUNTARY MONITORING AND CRYPTOSPORIDIUM

The City of Chicago has continued monitoring for Cryptosporidium, Giardia, and E. coli in its source water as part of its water quality program.



No Cryptosporidium or Giardia was detected in source water samples collected in 2024. Treatment processes have been optimized to provide effective barriers for removal of Cryptosporidium oocysts and Giardia cysts in the source water, effectively removing these organisms in the treatment process. By maintaining low turbidity through the removal of particles from the water, the possibility of Cryptosporidium and Giardia organisms getting into the drinking water system is greatly reduced.

In 2024, CDWM has also continued monitoring for hexavalent chromium, also known as Chromium-6. USEPA has not yet established a standard for Chromium-6, a contaminant of concern which has both natural and industrial sources. Please address any questions or concerns to the Chicago Department of Water Management at (312) 744-8190. Data reports on the monitoring program for Chromium-6 are posted on the City's website which can be accessed at the following address below:

[http://www.cityofchicago.org/city/en/depts/water/supp\\_info/water\\_quality\\_resultsandreports/city\\_of\\_chicago\\_emergincontaminantstudy.html](http://www.cityofchicago.org/city/en/depts/water/supp_info/water_quality_resultsandreports/city_of_chicago_emergincontaminantstudy.html)

## IMPORTANT HEALTH INFORMATION

Some people may be more vulnerable to contaminants in drinking water than the general population. Persons with cancer undergoing chemotherapy, persons who have undergone organ transplants, people with HIV/AIDS or other immune system disorders, some elderly and infants can be particularly at risk from infections. These people should seek advice about drinking water from their health care providers. EPA/CDC guidelines on appropriate means to lessen the risk of infection by Cryptosporidium and other microbial contaminants are available from the Safe Drinking Water Hotline 800-426-4791.

## Lead and Drinking Water

Lead is generally not present in source water but can be present in tap water. Lead can cause serious health problems, especially for pregnant women and young children. Lead in drinking water is primarily from materials and components associated with service lines, and home plumbing. The Village of Lombard is responsible for providing high quality drinking water and removing lead pipes, but cannot control the variety of materials used in plumbing components in your home. You share the responsibility for protecting yourself and your family from the lead in your home plumbing. You can take responsibility by identifying and removing lead materials within your home plumbing and taking steps to reduce your family's risk. Before drinking tap water, flush your pipes for several minutes by running your tap, taking a shower, doing laundry or a load of dishes. You can also use a filter certified by an American National Standards Institute accredited certifier to reduce lead in drinking water. If you are concerned about lead in your water, you may wish to have your water tested, contact the Village of Lombard Public Works Department at (630) 620-5740 or via email at [publicworks@villageoflombard.org](mailto:publicworks@villageoflombard.org). Information on lead in drinking water, testing methods, and steps you can take to minimize exposure is available at <http://epa.gov/safewater/lead>.

## Lead Water Service Replacement Plan

The Village of Lombard created a Lead Water Service Replacement Plan as part of the Lead Service Line Replacement and Notification Act (LSLRNA Public Act 102-0613) that develops, implements, and maintains a comprehensive water service line material inventory and replacement plan for lead and galvanized iron water services. The full plan; a map of known lead water service lines inventory; replacement schedule; the Lead Water Service Line Reimbursement Program; and information about lead water sampling can be found at the link below:

[www.villageoflombard.org/417/Lead-in-Drinking-Water](http://www.villageoflombard.org/417/Lead-in-Drinking-Water)

Or, you can always contact Public Works at:  
(630) 620-5740 or  
[publicworks@villageoflombard.org](mailto:publicworks@villageoflombard.org)

## SUBSTANCES THAT MAY BE IN DRINKING WATER



To ensure that tap water is safe to drink, the U.S. EPA prescribes regulations limiting the amount of certain contaminants in water provided by public water systems. The U.S. Food and Drug Administration regulations establish limits for contaminants in bottled water, which must provide the same protection for public health. Drinking water, including bottled water, may reasonably be expected to contain at least small amounts of some contaminants. The presence of these contaminants does not necessarily indicate that the water poses a health risk. The sources of drinking water (both bottled and tap water) include rivers, lakes, streams, ponds, reservoirs, springs, and wells. As water travels over the surface of the land or through the ground, in some cases it dissolves naturally occurring minerals, in some cases radioactive material, and substances resulting from the presence of animals or from human activity. Substances that may be present in source water include:

- **Microbial Contaminants**, such as viruses and bacteria, which may come from sewage treatment plants, septic systems, agricultural livestock operations, and wildlife;
- **Inorganic Contaminants**, such as salts and metals, which can be naturally occurring or result from urban storm water runoff, industrial, or domestic wastewater discharges, oil and gas production, mining, or farming;
- **Pesticides and Herbicides**, which may come from a variety of sources such as agriculture, urban storm water runoff, and residential uses;
- **Organic Chemical Contaminants**, including synthetic and volatile organic chemicals, which are by-products of industrial processes and petroleum production, and can also come from gas stations, urban storm water runoff, and septic systems; and
- **Radioactive Contaminants**, which can be naturally occurring or be the result of oil and gas production and mining activities.

## WHAT'S IN MY WATER?

The City of Chicago Department of Water Management routinely monitors our drinking water for contaminants according to federal and state laws. The Village of Lombard collects 50 bacteriological samples each month, quarterly disinfectant by-product sampling, and monthly emergency stand-by well samples. The tables in the coming pages illustrate substances detected in our water for the period of January 1, 2023, through December 31, 2023. All of the substances listed are under the Maximum Contaminant Level (MCL) set by the U.S. EPA.

The Illinois EPA requires the Village to monitor for certain substances less than once per year because the concentrations of these substances do not change frequently. In these cases, the most recent sample data are included, along with the year in which the sample was taken.

### DATA TABLE DEFINITIONS

The following tables contain scientific terms, measures, and abbreviations, some of which may require explanation that you may need to understand the sampling data.

**AL (Action Level):** The concentration of a contaminant which, if exceeded, triggers treatment or other requirements which a water system must follow.

**ALG (Action Level Goal):** The level of a contaminant in drinking water below which there is no known or expected risk to health. ALG's allow for a margin of safety.

**Avg:** Regulatory compliance with some MCL's is based on running annual average of monthly samples.

**Date of Sample:** If a date appears in this column, the Illinois EPA requires monitoring for this contaminant less than once per year because the concentrations do not frequently change. Therefore, some of this data may be more than one year old. If no date appears in the column, monitoring for this contaminant was conducted during the CCR calendar year.

**Highest Level Detected:** This column represents the highest single sample reading of a contaminant of all the samples collected during the CCR calendar year.

**MCL (Maximum Contaminant Level):** The highest level of a contaminant that is allowed in drinking water. MCLs are set as close to the MLCG's as feasible using the best available treatment technology.

**MCLG (Maximum Contaminant Level Goal):** The level of a contaminant in drinking water below which there is no known or expected risk to health. MCLGs allow for a margin of safety.

**MRDL (Maximum Residual Disinfectant Level):** The highest level of disinfectant allowed in drinking water. There is convincing evidence that addition of a disinfectant is necessary for control of microbial contaminants.

**MRDLG (Maximum Residual Disinfectant Level Goal):** The level of drinking water disinfectant below which there is no known or expected risk to health. MRDLGs do not reflect the benefits of the use of disinfectants to control microbial contaminants.

**N/A:** Not applicable.

**ND:** Not detectable at testing limits.

**NTU:** Nephelometric Turbidity Units. Used to measure cloudiness in water.

**%≤0.3 NTU:** Percent of samples less than or equal to 0.3 NTU.

**pCi/L:** picocuries per liter (a measure of radioactivity).


**ppb:** parts per billion, or micrograms per liter =  $\mu\text{g}/\text{l}$  or one ounce in 7,350,000 gallons of water

**ppm:** parts per million, or milligrams per liter =  $\text{mg}/\text{l}$  or one ounce in 7,350 gallons of water.

**Range of Detections:** This column represents a range of individual sample results, from lowest to highest that were collected during the CCR calendar year.


**TT (treatment Technique):** A required process intended to reduce the level of a contaminant in drinking water.

# WATER QUALITY DATA FOR THE VILLAGE OF LOMBARD – 2024

Substance (Units of Measure) Typical Source of Contaminant	MCLG	MCL	Highest Level Detected	Range of Detection	Violation	Date of Sample
<b>MICROBIAL CONTAMINANTS</b>						
<b>Total Coliform or E. Coli Bacteria (% Pos/Month)</b> Naturally present; human and animal fecal waste	0%	5% of Monthly Samples are Postiive	2*	None	-	Monthly
<b>DISINFECTANT/DISINFECTION BY-PRODUCTS</b>						
<b>Chlorine (ppm)</b> Water additive to control microbes	4	4	1.2	1.0 – 1.2	-	Monthly
<b>HAA5 Haloacidic Acids (ppb)</b> By-product of drinking water disinfection	-	60	17.0	6.0 – 20.0	-	Semi-Annual
<b>TTHMs Total Trihalomethanes (ppb)</b> By-product of drinking water disinfection	-	80	60.0	18.63 – 88.0	-	Semi-Annual
<b>INORGANIC CONTAMINANTS – New Sample Frequency Begins January 1, 2025</b>						
<b>Lead (ppb)</b> Corrosion of household plumbing systems; natural erosion	0	AL = 15 ppb	3.47 90 <sup>th</sup> Percentile	ND – 14.0	0 Sites over AL	9/2023
<b>Copper (ppm)</b> Corrosion of household plumbing systems; natural erosion	1.3	AL = 1.3* ppm	0.0683 90 <sup>th</sup> Percentile	2.9* - 172	0 Sites over AL	9/2023
 <p>The following table is the water quality results for the Village of Lombard’s stand-by wells. The Village does not pump or blend well water with Lake Michigan water received from the DuPage Water Commission into the water distribution system. These wells are maintained and tested regularly for use in the event of an emergency only.</p> <p><i>NOTE: The state requires monitoring for certain contaminants less than once per year as concentrations of these contaminants do not change frequently. Some of the data, though accurate, is more than one year old.</i></p>						
<b>INORGANIC CONTAMINANTS – Tri-annual sample period; next sample year 2026</b>						
<b>Arsenic (ppb)</b> Erosion of natural deposits; Runoff from orchards, glass and electronic waste	0	10	0.153	0.153 – 0.153	-	5/17/23
<b>Barium (ppm)</b> Discharge of drilling wastes & metal refineries; natural erosion	2	2	0.0841	0.0841 – 0.0841	-	5/17/23
<b>Fluoride (ppm)</b> Erosion of natural deposits; Water additive which promotes strong teeth; discharge of fertilizer and aluminum deposits	4	4	1.04	1.04 – 1.04	-	5/17/23
<b>Iron (ppm)</b> Erosion of natural deposits	-	1	0.476	0.476 – 0.476	-	5/17/23
<b>Sodium (ppb)</b> Natural Erosion; used in water softening	-	-	43800	43800 - 43800	-	5/17/23
<b>Chromium (ppb)</b> Discharge from steel and pulp mills; natural erosion	100	100	4.12	4.12 – 4.12	-	5/17/23
<b>Maganese (ppb)</b> This contaminant is not currently regulated by the USEPA. However Illinois regulates. Natural erosion.	150	150	9.69	9.69 – 9.69	-	5/17/23
<b>Selenium (ppb)</b> Used in water softener regeneration; natural erosion.	50	50	0.447	0.447 – 0.447	-	5/17/23
<b>Zinc (ppm)</b> This contaminant is not currently regulated by USEPA. However Illinois regulates. Occurs naturally; discharge from metals	5	5	0.012	0.012 – 0.012	-	5/17/23

# WATER QUALITY DATA FOR THE VILLAGE OF LOMBARD

Substance (Units of Measure) Typical Source of Contaminant	MCLG	MCL	Highest Level Detected	Range of Detection	Violation	Date of Sample
<b>RADIOACTIVE CONTAMINANTS – Tri-annual sample period; next sample year 2026</b>						
<b>Combined Radium 226/228 (pCi/L)</b> Erosion of natural deposits	0	5	7.99	7.99 – 7.99	-	5/17/23
<b>Gross Alpha Emitters excluding radon and uranium (pCi/L)</b> Erosion of natural deposits	0	15	11.4	11.4 – 11.4	-	5/28/20
<b>Uranium (µg/l)</b> Erosion of natural deposits	0	30	0.596	0.596– 0.596	-	5/18/20

 <b>DUPAGE WATER COMMISSION REGULATED CONTAMINANTS</b> The following table is information about the water the Village of Lombard purchases from the DuPage Water Commission. The DuPage Water Commission purchases water from the City of Chicago Department of Water Management.						
<b>Chlorine (ppm)</b> Water additive to control microbes	4	4	1.49	1.08 – 1.49	-	Monthly
<b>HAA5 Haloacetic Acids (ppb)</b> By-product of drinking water disinfection	-	60	25.0	18.0 – 25.0	-	8/12/24
<b>TTHMs Total Trihalomethanes (ppb)</b> By-product of drinking water disinfection	-	80	32.0	32.0 – 32.0	-	8/12/24

## THE DUPAGE CONNECTION



Treated water leaves the Jardine Plant and flows to eight pumping stations located throughout Chicago. The water serving DuPage County initially flows to the Central Park Pumping Station where the DuPage Water Commission first tapped into the Chicago lake water supply in 1992.

Next stop is the Lexington Pump Station located at the western edge of Chicago’s city limits. A twelve-foot diameter tunnel 2.4 miles long 150 feet deep connects the Lexington and Central



Park Pump Stations together to allow the eight pumps to send water to DuPage County. Water travels 9.3 miles through a 90-inch and 72-inch diameter water transmission main to the DuPage Pumping Station in Elmhurst.

The DuPage Pumping Station houses the administrative offices of the DuPage Water Commission and its nine distribution pumps with a capacity of 185 million gallons of water per day. Pre-treated finished water is pumped from the DuPage Pumping Station to Lombard and other municipalities in DuPage County right to your home.

\*photo and text sources: DuPage Water Commission



Substance (Units of Measure) Typical Source of Contaminant	MCLG	MCL	Highest Level Detected	Range of Detection	Violation	Date of Sample
<b>TURBIDITY DATA</b>						
<b>Turbidity (NTU/Lowest %≤0.3 NTU)</b> Soil runoff	N/A	TT (Limit 95%≤0.3 NTU)	(Lowest Monthly % 99.7%)	99.7% - 100%	-	
<b>Turbidity (NTU/Highest Single Measurement)</b> Soil runoff	N/A	TT (Limit 1 NTU)	0.39	N/A	-	
<b>INORGANIC CONTAMINANTS</b>						
<b>Barium (ppm)</b> Discharge of drilling wastes & metal refineries; natural erosion	2	2	0.0203	0.0198 – 0.0203	-	
<b>Nitrate as Nitrogen (ppm)</b> Runoff from fertilizer; Leaching from septic tanks; erosion	10	10	0.39	0.36 – 0.39	-	
<b>Total Nitrate &amp; Nitrite as Nitrogen (ppm)</b> Runoff from fertilizer; Leaching from septic tanks; erosion	10	10	0.39	0.36 – 0.39	-	
<b>TOTAL ORGANIC CARBON</b>						
<b>TOC (Total Organic Carbon)</b>	The percentage of TOC removal was measured each month and the system met all TOC removal requirements set by the IEPA					
<b>STATE REGULATED CONTAMINANTS</b>						
<b>Fluoride (ppm)</b> Natural erosion; Water additive which promotes healthy teeth; Discharge from fertilizer and aluminum deposits	4	4	0.76	0.67 – 0.76	-	
<b>UNREGULATED CONTAMINANTS</b>						
<b>Sulfate (ppm)</b> Natural erosion	N/A	N/A	28.2	25.3 – 28.2	-	
<b>Sodium (ppm)</b> Natural erosion; Used in water softening	N/A	N/A	9.18	8.87 – 9.18	-	
<b>RADIOACTIVE CONTAMINANTS</b>						
<b>Combined Radium 226/228 (pCi/L)</b> Decay of man-made deposits	0	5	0.95	0.83 – 0.95	-	2/4/20
<b>Gross Alpha Emitters</b> excluding radon and uranium (pCi/L)	0	15	3.1	2.8 – 3.1	-	2/4/20

## WATER QUALITY DATA TABLE FOOTNOTES

**Turbidity:** Turbidity is a measure of the cloudiness of the water. We monitor it because it is a good indicator of water quality and the effectiveness of our filtration system and disinfectants.

**Unregulated Contaminants:** A maximum contaminant level (MCL) for this contaminant has not been established by either state or federal regulations, nor has mandatory health effects language. The purpose for monitoring this contaminant is to assist USEPA in determining the occurrence of unregulated contaminants in drinking water, and whether future regulation is warranted.

**Fluoride:** Fluoride is added to the water supply to help promote strong teeth. The Illinois Department of Public Health recommends on optimal fluoride range of 0.7 mg/l with a range of 0.6 mg/l to 0.8 mg/l (mg/l = ppm).

*Note: The Village of Lombard does not add fluoride to the water. The City of Chicago adds fluoride to the water at the Water Purification Plants and remains in the same concentration to your home.*

**Sodium:** There is not a state or federal MCL for sodium. Monitoring is required to provide information to consumers and health officials that are concerned about sodium intake due to dietary precautions. If you are on a sodium-restricted diet, you should consult a physician about the level of sodium in the water.

## **U.S. ENVIRONMENTAL PROTECTION AGENCY FIFTH UNREGULATED CONTAMINANT MONITORING RULE – UCMR 5**

The U.S. Environmental Protection Agency (EPA) in accordance to the Safe Drinking Water Act (SDWA) requires that every five years public water systems to sample and monitor for a number of unregulated contaminants. The fifth Unregulated Contaminant Monitoring Rule (UCMR 5) was published on December 27, 2021. UCMR 5 requires sample collection for 30 chemical contaminants between 2023 and 2025. The data collected under UCMR 5 improves understanding of the prevalence and amount of 29 per- and polyfluoroalkyl substances (PFAS) and lithium in the nation's drinking water systems. Monitoring for chemicals like in this period will help the EPA develop and make determinations for future regulations or treatment to protect public health by using science-based decision making.

### **WHAT ARE PFAS?**

PFAS are a category of chemicals that can cause serious health problems if you are exposed to them over a long period of time, or at certain critical life stages like pregnancy and early childhood. Some of the most harmful PFAS have been largely phased out due to health and environmental concerns. But there are thousands of PFAS, and they are still found in use. PFAS tend to break down extremely slowly in the environment and can build up in people, animals, and the environment over time.

### **HOW MUCH OF MY EXPOSURE TO PFAS IS THROUGH DRINKING WATER?**

PFAS in drinking water can be a significant portion a person's total PFAS exposure in places where there is PFAS drinking water contamination. Exactly how much of a person's exposure comes from drinking water depends on a range of variables, including the levels of PFAS present in their drinking water, as well as other environmental factors like proximity to industrial sites that may release PFAS into the air or soil. The types of products people use in their daily lives that may contain PFAS, include nonstick cookware, waterproof clothing, stain-resistant fabrics, and certain water- or sweat-resistant cosmetics. Some people may also have higher levels of exposure through their work, like fire-fighters who may use fire-fighting foam that contains PFAS. All of these factors make it difficult to determine exactly how much of a person's exposure comes through any single source. People can be exposed to many different PFAS at the same time, which can magnify these health risks. Reducing your exposure to PFAS lowers your risk for these health problems.

### **SHOULD I USE A FILTER TO REDUCE LEVELS OF PFAS IN MY WATER?**

The more you reduce your exposure to PFAS, the more you reduce your risk. Many water pitcher filters and other home-based water filters are able to reduce the levels of PFAS in drinking water. If you decide to use a filter, look for ones that are certified to reduce PFAS. Be aware that current filters on the market will not yet be certified to reduce PFAS to the new EPA standard, but the added filtration they provide can help reduce your exposure. For more information regarding filters :

<https://www.epa.gov/system/files/documents/2024-04/water-filter-fact-sheet.pdf>

As the Village of Lombard receives finished water from Lake Michigan treated at the Jardine Water Purification Plant in Chicago via the DuPage Water Commission, UCMR 5 water sampling was completed and no detectable unregulated contaminants were found in the water supplied and tested to the Village of Lombard residents.

The tables below are the results of the Village of Lombard UCMR 5 sampling period in 2024. A result of <MRL is a result below the Minimum Reporting Level (MRL) result in parts per billion.

Sample Event	SE1	Sample Schedule	Mar 2024
Facility ID	26058	Name	DuPage Water Commission interconnection
Sample Point ID	CC11	Name	Delivery Structure (Grace Street) (EP)
Schedule Comments	N/A		

Sample ID	Collection Date	Method	Analyte	Result
24031312-01	3/18/2024	EPA 533	11CI-PF3OUdS	< MRL
24031312-01	3/18/2024	EPA 533	4:2 FTS	< MRL
24031312-01	3/18/2024	EPA 533	6:2 FTS	< MRL
24031312-01	3/18/2024	EPA 533	8:2 FTS	< MRL
24031312-01	3/18/2024	EPA 533	9CI-PF3ONS	< MRL
24031312-01	3/18/2024	EPA 533	ADONA	< MRL
24031312-01	3/18/2024	EPA 533	HFPO-DA	< MRL
2403D36-005A	3/18/2024	EPA 200.7	lithium	< MRL
24031312-03	3/18/2024	EPA 537.1	NEtFOSAA	< MRL
24031312-01	3/18/2024	EPA 533	NFDHA	< MRL
24031312-03	3/18/2024	EPA 537.1	NMeFOSAA	< MRL
24031312-01	3/18/2024	EPA 533	PFBA	< MRL
24031312-01	3/18/2024	EPA 533	PFBS	< MRL
24031312-01	3/18/2024	EPA 533	PFDA	< MRL
24031312-01	3/18/2024	EPA 533	PFDaA	< MRL
24031312-01	3/18/2024	EPA 533	PFEESA	< MRL
24031312-01	3/18/2024	EPA 533	PFHpA	< MRL
24031312-01	3/18/2024	EPA 533	PFHpS	< MRL
24031312-01	3/18/2024	EPA 533	PFHxA	< MRL
24031312-01	3/18/2024	EPA 533	PFHxS	< MRL
24031312-01	3/18/2024	EPA 533	PFMBA	< MRL
24031312-01	3/18/2024	EPA 533	PFMPA	< MRL
24031312-01	3/18/2024	EPA 533	PFNA	< MRL
24031312-01	3/18/2024	EPA 533	PFOA	< MRL
24031312-01	3/18/2024	EPA 533	PFOS	< MRL
24031312-01	3/18/2024	EPA 533	PFPeA	< MRL
24031312-01	3/18/2024	EPA 533	PFPeS	< MRL
24031312-03	3/18/2024	EPA 537.1	PFTA	< MRL
24031312-03	3/18/2024	EPA 537.1	PFTrDA	< MRL
24031312-01	3/18/2024	EPA 533	PFUnA	< MRL

Sample Event	SE2	Sample Schedule	Jun 2024
Facility ID	26058	Name	DuPage Water Commission interconnection
Sample Point ID	CC11	Name	Delivery Structure (Grace Street) (EP)
Schedule Comments	N/A		

Sample ID	Collection Date	Method	Analyte	Result
AAG0382-05	6/7/2024	EPA 200.7	lithium	< MRL
AAG0382-01	6/7/2024	EPA 533	11CI-PF3OUdS	< MRL
AAG0382-01	6/7/2024	EPA 533	4:2 FTS	< MRL
AAG0382-01	6/7/2024	EPA 533	6:2 FTS	< MRL
AAG0382-01	6/7/2024	EPA 533	8:2 FTS	< MRL
AAG0382-01	6/7/2024	EPA 533	9CI-PF3ONS	< MRL
AAG0382-01	6/7/2024	EPA 533	ADONA	< MRL
AAG0382-01	6/7/2024	EPA 533	HFPO-DA	< MRL
AAG0382-01	6/7/2024	EPA 533	NFDHA	< MRL
AAG0382-01	6/7/2024	EPA 533	PFBA	< MRL
AAG0382-01	6/7/2024	EPA 533	PFBS	< MRL
AAG0382-01	6/7/2024	EPA 533	PFDA	< MRL
AAG0382-01	6/7/2024	EPA 533	PFDoA	< MRL
AAG0382-01	6/7/2024	EPA 533	PFEESA	< MRL
AAG0382-01	6/7/2024	EPA 533	PFHpA	< MRL
AAG0382-01	6/7/2024	EPA 533	PFHpS	< MRL
AAG0382-01	6/7/2024	EPA 533	PFHxA	< MRL
AAG0382-01	6/7/2024	EPA 533	PFHxS	< MRL
AAG0382-01	6/7/2024	EPA 533	PFMBA	< MRL
AAG0382-01	6/7/2024	EPA 533	PFMPA	< MRL
AAG0382-01	6/7/2024	EPA 533	PFNA	< MRL
AAG0382-01	6/7/2024	EPA 533	PFOA	< MRL
AAG0382-01	6/7/2024	EPA 533	PFOS	< MRL
AAG0382-01	6/7/2024	EPA 533	PFPeA	< MRL
AAG0382-01	6/7/2024	EPA 533	PFPeS	< MRL
AAG0382-01	6/7/2024	EPA 533	PFUnA	< MRL
AAG0382-03	6/7/2024	EPA 537.1	NEtFOSAA	< MRL
AAG0382-03	6/7/2024	EPA 537.1	NMeFOSAA	< MRL
AAG0382-03	6/7/2024	EPA 537.1	PFTA	< MRL
AAG0382-03	6/7/2024	EPA 537.1	PFTTrDA	< MRL

Sample Event	SE3	Sample Schedule	Sep 2024
Facility ID	26058	Name	DuPage Water Commission interconnection
Sample Point ID	CC11	Name	Delivery Structure (Grace Street) (EP)
Schedule Comments	N/A		

Sample ID	Collection Date	Method	Analyte	Result
AAI0328-05	9/11/2024	EPA 200.7	lithium	< MRL
AAI0328-01	9/11/2024	EPA 533	11CI-PF3OUdS	< MRL
AAI0328-01	9/11/2024	EPA 533	4:2 FTS	< MRL
AAI0328-01	9/11/2024	EPA 533	6:2 FTS	< MRL
AAI0328-01	9/11/2024	EPA 533	8:2 FTS	< MRL
AAI0328-01	9/11/2024	EPA 533	9CI-PF3ONS	< MRL
AAI0328-01	9/11/2024	EPA 533	ADONA	< MRL
AAI0328-01	9/11/2024	EPA 533	HFPO-DA	< MRL
AAI0328-01	9/11/2024	EPA 533	NFDHA	< MRL
AAI0328-01	9/11/2024	EPA 533	PFBA	< MRL
AAI0328-01	9/11/2024	EPA 533	PFBS	< MRL
AAI0328-01	9/11/2024	EPA 533	PFDA	< MRL
AAI0328-01	9/11/2024	EPA 533	PFDoA	< MRL
AAI0328-01	9/11/2024	EPA 533	PFEESA	< MRL
AAI0328-01	9/11/2024	EPA 533	PFHpA	< MRL
AAI0328-01	9/11/2024	EPA 533	PFHpS	< MRL
AAI0328-01	9/11/2024	EPA 533	PFHxA	< MRL
AAI0328-01	9/11/2024	EPA 533	PFHxS	< MRL
AAI0328-01	9/11/2024	EPA 533	PFMBA	< MRL
AAI0328-01	9/11/2024	EPA 533	PFMPA	< MRL
AAI0328-01	9/11/2024	EPA 533	PFNA	< MRL
AAI0328-01	9/11/2024	EPA 533	PFOA	< MRL
AAI0328-01	9/11/2024	EPA 533	PFOS	< MRL
AAI0328-01	9/11/2024	EPA 533	PFPeA	< MRL
AAI0328-01	9/11/2024	EPA 533	PFPeS	< MRL
AAI0328-01	9/11/2024	EPA 533	PFUnA	< MRL
AAI0328-03	9/11/2024	EPA 537.1	NEtFOSAA	< MRL
AAI0328-03	9/11/2024	EPA 537.1	NMeFOSAA	< MRL
AAI0328-03	9/11/2024	EPA 537.1	PFTA	< MRL
AAI0328-03	9/11/2024	EPA 537.1	PFTrDA	< MRL

Sample Event	SE4	Sample Schedule	Dec 2024
Facility ID	26058	Name	DuPage Water Commission interconnection
Sample Point ID	CC11	Name	Delivery Structure (Grace Street) (EP)
Schedule Comments	N/A		

Sample ID	Collection Date	Method	Analyte	Result
AAL0431-05	12/6/2024	EPA 200.7	lithium	< MRL
AAL0431-01	12/6/2024	EPA 533	11CI-PF3OUdS	< MRL
AAL0431-01	12/6/2024	EPA 533	4:2 FTS	< MRL
AAL0431-01	12/6/2024	EPA 533	6:2 FTS	< MRL
AAL0431-01	12/6/2024	EPA 533	8:2 FTS	< MRL
AAL0431-01	12/6/2024	EPA 533	9CI-PF3ONS	< MRL
AAL0431-01	12/6/2024	EPA 533	ADONA	< MRL
AAL0431-01	12/6/2024	EPA 533	HFPO-DA	< MRL
AAL0431-01	12/6/2024	EPA 533	NFDHA	< MRL
AAL0431-01	12/6/2024	EPA 533	PFBA	< MRL
AAL0431-01	12/6/2024	EPA 533	PFBS	< MRL
AAL0431-01	12/6/2024	EPA 533	PFDA	< MRL
AAL0431-01	12/6/2024	EPA 533	PFDoA	< MRL
AAL0431-01	12/6/2024	EPA 533	PFEESA	< MRL
AAL0431-01	12/6/2024	EPA 533	PFHpA	< MRL
AAL0431-01	12/6/2024	EPA 533	PFHpS	< MRL
AAL0431-01	12/6/2024	EPA 533	PFHxA	< MRL
AAL0431-01	12/6/2024	EPA 533	PFHxS	< MRL
AAL0431-01	12/6/2024	EPA 533	PFMBA	< MRL
AAL0431-01	12/6/2024	EPA 533	PFMPA	< MRL
AAL0431-01	12/6/2024	EPA 533	PFNA	< MRL
AAL0431-01	12/6/2024	EPA 533	PFOA	< MRL
AAL0431-01	12/6/2024	EPA 533	PFOS	< MRL
AAL0431-01	12/6/2024	EPA 533	PFPeA	< MRL
AAL0431-01	12/6/2024	EPA 533	PFPeS	< MRL
AAL0431-01	12/6/2024	EPA 533	PFUnA	< MRL
AAL0431-03	12/6/2024	EPA 537.1	NEtFOSAA	< MRL
AAL0431-03	12/6/2024	EPA 537.1	NMeFOSAA	< MRL
AAL0431-03	12/6/2024	EPA 537.1	PFTA	< MRL
AAL0431-03	12/6/2024	EPA 537.1	PFTrDA	< MRL

## Flu, COVID-19, RSV, and Drinking Water

Respiratory viruses commonly cause illnesses such as flu, COVID-19, and respiratory syncytial virus (RSV), especially in the fall and winter. These illnesses have not been shown to be spread through drinking water. There are actions you can take to protect yourself and others such as getting vaccinated, following proper hygiene practices, prevent spreading by staying home when sick, and wearing a mask when you know you are infected. Without safe water from the tap, this simple, but critical step to protect against respiratory viruses would not be possible. Visit the CDC web page for more info on hand washing. <https://www.cdc.gov/handwashing/when-how-handwashing.html>



The water and sewer workers of the Village may not always be in the public eye compared to our police and fire departments, but they are always on the job monitoring pumps and water flows both in and out of your home and business. You may see them repairing a water main break in frigid temperatures in the middle of the night, working to keep our sewers flowing, taking water samples, or helping our residents with issues in their homes. They are essential workers who have remained on the job throughout the pandemic.

## VILLAGE OF LOMBARD - IL SECTION AWWA WATER AMBASSADOR GOLD LEVEL



Essential. Reliable. Invaluable. Water—it's the thread that weaves together our daily lives. It keeps our communities healthy, our cities running, and our economies growing. Water is a cup of coffee, the produce aisle, better production, increased exports, and greater American strength. While essential, water infrastructure is largely invisible. Few people realize what it takes to treat and deliver drinking water every day or how wastewater is cleaned so that it can be safely reused or returned to the environment. The high quality of life we enjoy would not be possible without water and the infrastructure that delivers it.

The ISAWWA Water Ambassador Program is an initiative to elevate public perception, knowledge, and consumer education of the water industry through a communication platform of educational and promotional content in a manner that is relevant and engaging.

On social media platforms? Search #ilwaterambassador for posts and information about water!



**Water Fun Facts:** One third of what the world spends on bottled water in one year could pay for projects providing water to everyone in need. 85% of the worlds population lives in the driest half of the planet. Over 90% of the worlds water supply is located in Antarctica.

## WATER CONSERVATION AND YOUR WATER METER

Water conservation is something that we all should practice. Except for the air we breathe, water is the single most important element in our lives and too precious to waste! Did you also know that the average U.S. household uses approximately 100 gallons per person per day?



You can play a role in conserving water and save yourself some money in the process by becoming conscious of the amount of water your household is using and by looking for ways to use less whenever you can. It isn't hard to conserve water, here are a few tips:

- Replace old fixtures with *Watersense* high efficiency models that use 20% less water (toilets, faucets, and showerheads).
- Teach your kids and yourself to limit showers to 3 – 5 minutes, turn off the tap while brushing teeth and shaving, make it a family effort to reduce water consumption and maybe even lower your water bill!
- Reduce outdoor water use – 1/3 of the average household water use is outdoors, behavior changes and transition to native plantings and alternative watering methods can create substantial savings. Lawns typically only need 1 inch of water per week. Watering should be done before 10:00 am or after 6:00 pm to avoid peak evapotranspiration.
- Fix your leaking toilets and faucets. These repairs are usually inexpensive and only take a few minutes to complete. You can check your toilets for leaks by adding a small amount of food coloring to the water tank – if the food coloring makes it into the bowl without flushing, you have a leak.

Our commercial consumers can join in as well!

- Replace your old pre-rinse spray valves – you will be amazed at the savings you will see.
- Promote water conservation practices in hotels and restaurants, such as reusing linens for multi-night stays.

The Village's meters and meter reading system will allow residents to see when and where you are using the most water, set up leak alerts, find helpful tips to conserve water and find leaks, as well as pay your water bill. Your water meter can be your ally! Sign up for the customer WaterSmart Portal at:

**[lombard.watersmart.com](http://lombard.watersmart.com)**

Give us a call or visit the Village's web page for instructional videos on how to sign up and use the portal. If you have questions regarding your new water meter, meter reading, an estimated bill, or a high bill due to excessive consumption, please call the Water Billing Division at 630-620-5920 for help.

### What you'll get



#### Take part

Join the thousands of households and businesses using this program to stay smart about their water use.



#### Ensure an accurate analysis

Are you a homeowner or renter? Use this website to update your number of household occupants.



#### Break down your use

See where and when you are using the most water.

[Get started](#)

## PROTECT AGAINST CROSS-CONNECTIONS

Every household plumbing has a cross-connection. Cross-connections occur when potable water – safe drinking water – connects to any contaminated source. During the summer, we use more water by washing our cars, filling swimming pools, or fertilizing our lawns with a hose sprayer. It is important to know how to protect our water system. Here are a few places in the home where a cross-connection can exist:

- Laundry sinks and wash basins – a hose threaded onto these faucets and left in buckets are cross-connections;
- Swimming pools;
- Lawn irrigation systems – you should be testing your backflow device annually by a certified inspector; and
- Garden hose connections to fertilizer sprayers.

If a cross-connection is not properly protected and there is a drop-in water pressure, untreated sources of contaminants can be drawn into your household plumbing system and into the Village’s distribution system, which is known as backflow.



Here is what you can do to prevent backflow:

- Do not use a hose to open a clogged drain;
- Do not leave a hose submersed in water while filling a bucket or pool;
- Do not leave fertilizer applicators attached to a hose while not in use;
- If you have an underground irrigation system, make sure that a proper Cross-Connection Control Device Inspector (CCCDI) inspects and certifies your backflow device; and
- Use a hose-bib vacuum breaker, which is a simple and inexpensive device that can be installed on faucets to prevent backflows.



## MISCELLANEOUS PUBLIC WORKS INFORMATION



**SEE CLICK FIX**  
*Lombard*

See potholes, sidewalk cracks, street light outages, or code violations around Lombard?

Scan the QR code to download the SeeClickFix app, or visit the Village website, to report your concerns!

**DOWNLOAD OR VISIT**  
Visit 'Report a Concern' on the Village of Lombard website, or download the SeeClickFix app on your mobile device for a fast, easy way to report non-emergency requests in Lombard.

**SUBMIT A REQUEST**  
Take a photo and send a request from wherever you are. The mobile app will use your location and the request will be sent directly to the corresponding department.

**STAY INFORMED**  
Follow along with the progress of your request via the app or web portal and receive a confirmation when it's been resolved or completed.

Available on the **App Store**

ANDROID APP ON **Google play**

Visit [www.villageoflombard.org/reportsaconcern](http://www.villageoflombard.org/reportsaconcern) for more information

**Want to report a concern?** Visit the Village web page and click on the “Report a Concern” tab at the bottom to enter an online request for service. You can also login check on existing requests for updates. The online request tracker is not monitored 24-hours a day so if you have a life safety emergency please call 9-1-1.

**What do I do in case of a Public Works emergency?** The Public Works Department office hours are Monday through Friday from 8:00 a.m. to 4:30 p.m. During these hours, call 630-620-5740. If an emergency occurs after business hours, call the Police non-emergency phone number 630-873-4400 and they will contact the on-call Public Works Supervisor to assist you with your emergency. For more information, please visit:

[www.villageoflombard.org/publicworks](http://www.villageoflombard.org/publicworks)